

# Financial Status

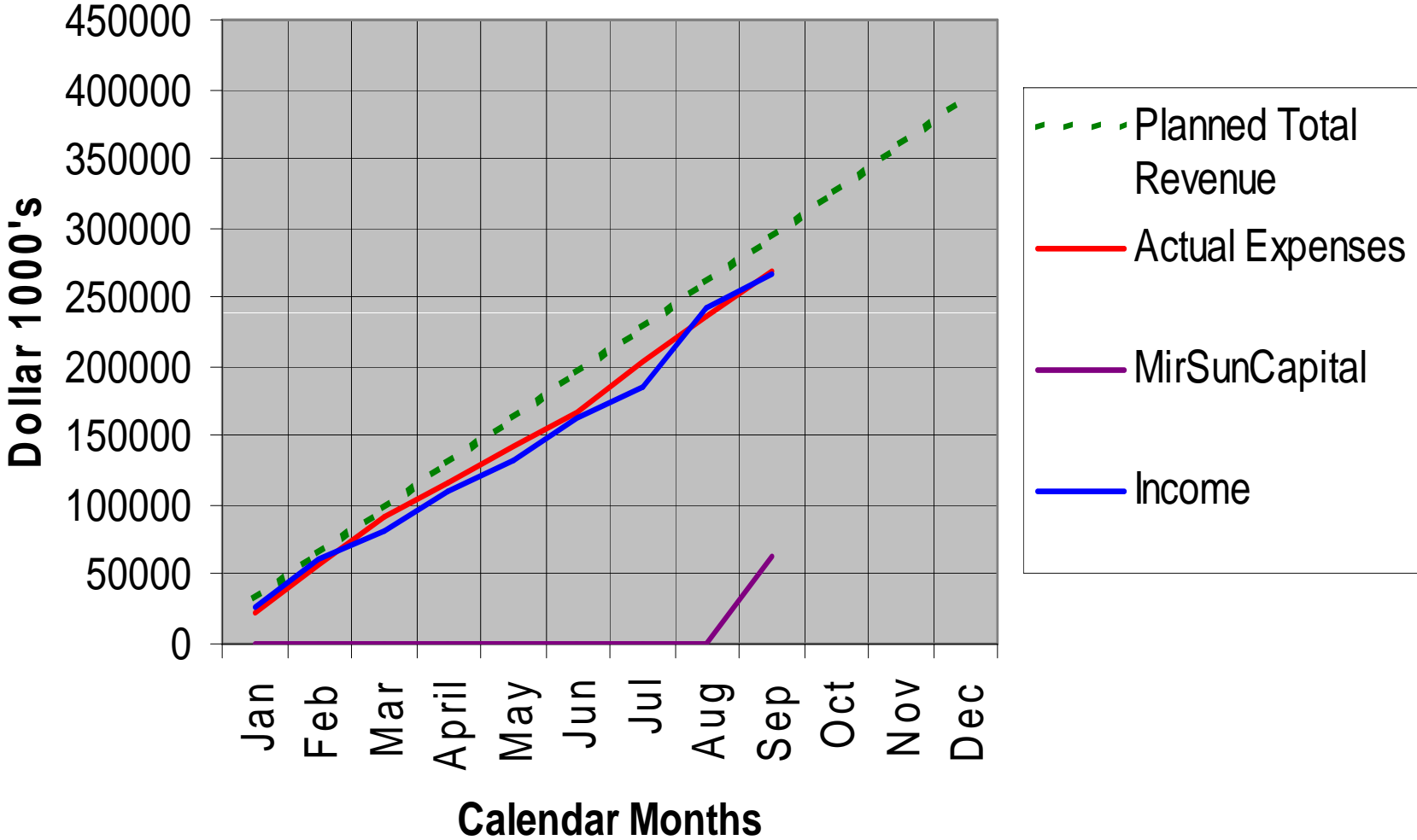
End of September 2009

JFM100809

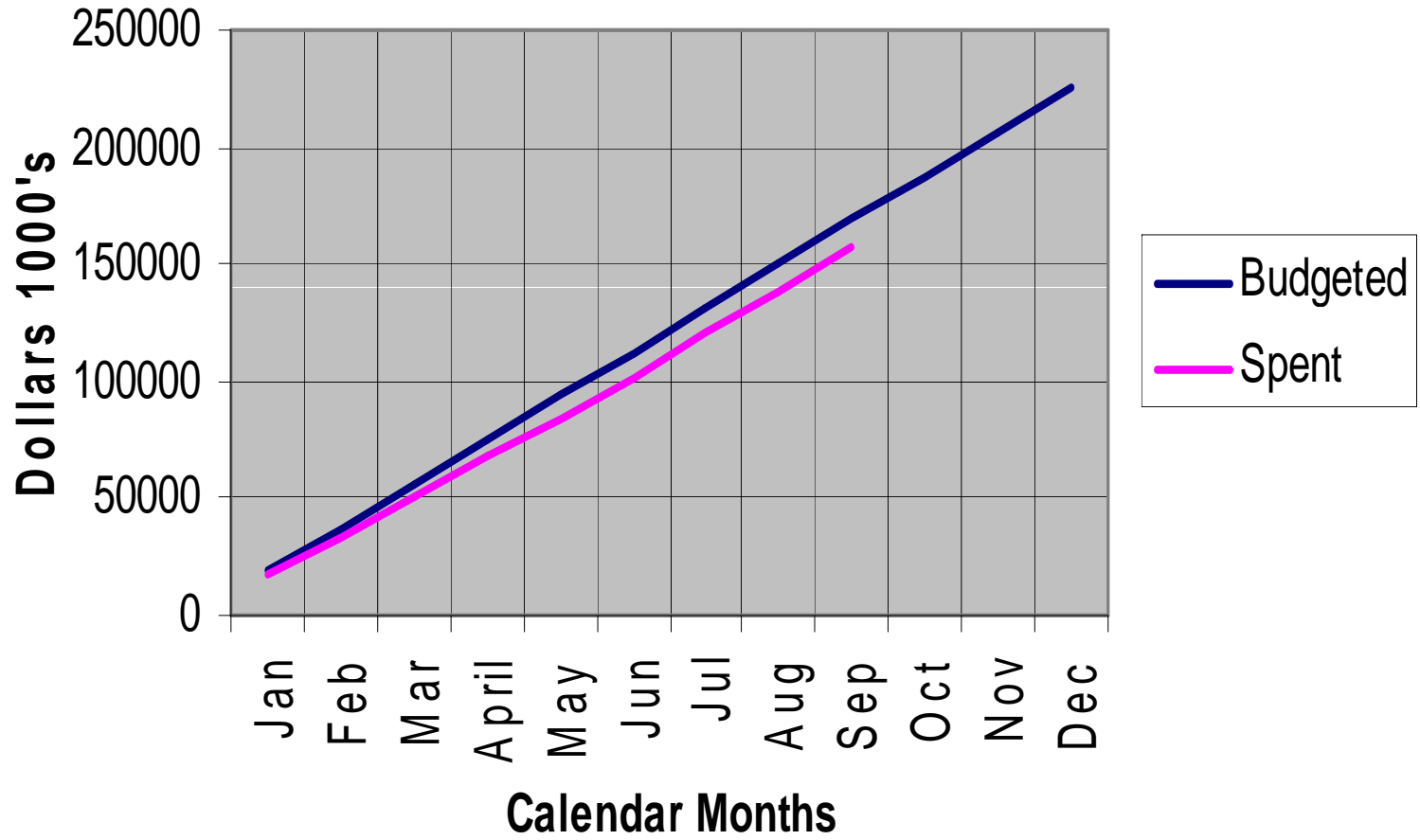
<b>2009 Budget</b>						
Item	Dollars	Pct	Rank			
<b>Staff</b>	<b>225251</b>	57.4%	<b>1</b>	57.4		
<b>Child Min</b>	<b>4500</b>	1.1%				
<b>Congrcare</b>	<b>550</b>	0.1%				
<b>Connectional</b>	<b>48000</b>	12.2%	<b>3</b>	12.2		
<b>Cont Edu</b>	<b>4000</b>	1.0%				
<b>Discipleship</b>	<b>1600</b>	0.4%				
<b>Office Admin</b>	<b>20000</b>	5.1%	<b>4</b>	5.1		
<b>Adult Min</b>	<b>700</b>	0.2%				
<b>Tran Ministries</b>	<b>2000</b>	0.5%				
<b>Trustee/Maint</b>	<b>70000</b>	17.9%	<b>2</b>	17.9		
<b>Worship</b>	<b>3000</b>	0.8%				
<b>Music</b>	<b>3000</b>	0.8%				
<b>Youth</b>	<b>4500</b>	1.1%				
<b>Missions</b>	<b>5000</b>	1.3%	<b>5</b>			
<b>Totals</b>	<b>392101</b>	100.0%		92.6		
Projected Income						

2009 Revenues										
Item	Jan	Feb	Mar	April	May	Jun	Jul	Aug	Sep	
PlannedPL	20567	41133	61700	82267	102833	123400	143967	164533	185100	
Pledged (Act)	0	37763	61603	80735	97273	119131	136589	156024	176990	96%
PlannedUnPL	4167	8333	12500	16667	20833	25000	29167	33333	37500	
Unpledged	0	9244	13135	18399	20920	27213	30680	33476	36635	98%
PlannedLoose	250	500	750	1000	1250	1500	1750	2000	2250	
Loose	0	395	558	889	1169	1422	1684	1905	2176	97%
PlanTotalGiv	24984	49966	74950	99934	124916	149900	174884	199866	224850	
TotAct Giving	25743	47402	75296	100023	119362	147766	168953	191405	215801	96%
Plan All Other	1842	3683	5525	7367	9208	11050	12892	14733	16575	
Act All Other	1717	14265	6853	3895	4436	4662	5053	38622	38892	Cap reimb. (50%)
Rental Income				5955	7662	9368	10999	11836	12672	
Cap Contributions				105	128	138	148	73	82	
MirSunCapital							-500	38210	40634	
Un Sav Loan (Capital)									98945	
Tot Inc Plan	26825	53650	80475	107300	134125	160950	187775	214600	241425	
Actual Total	27460	61667	82149	109978	131588	161934	184653	241936	267447	
Total including Capital								280146	407026	

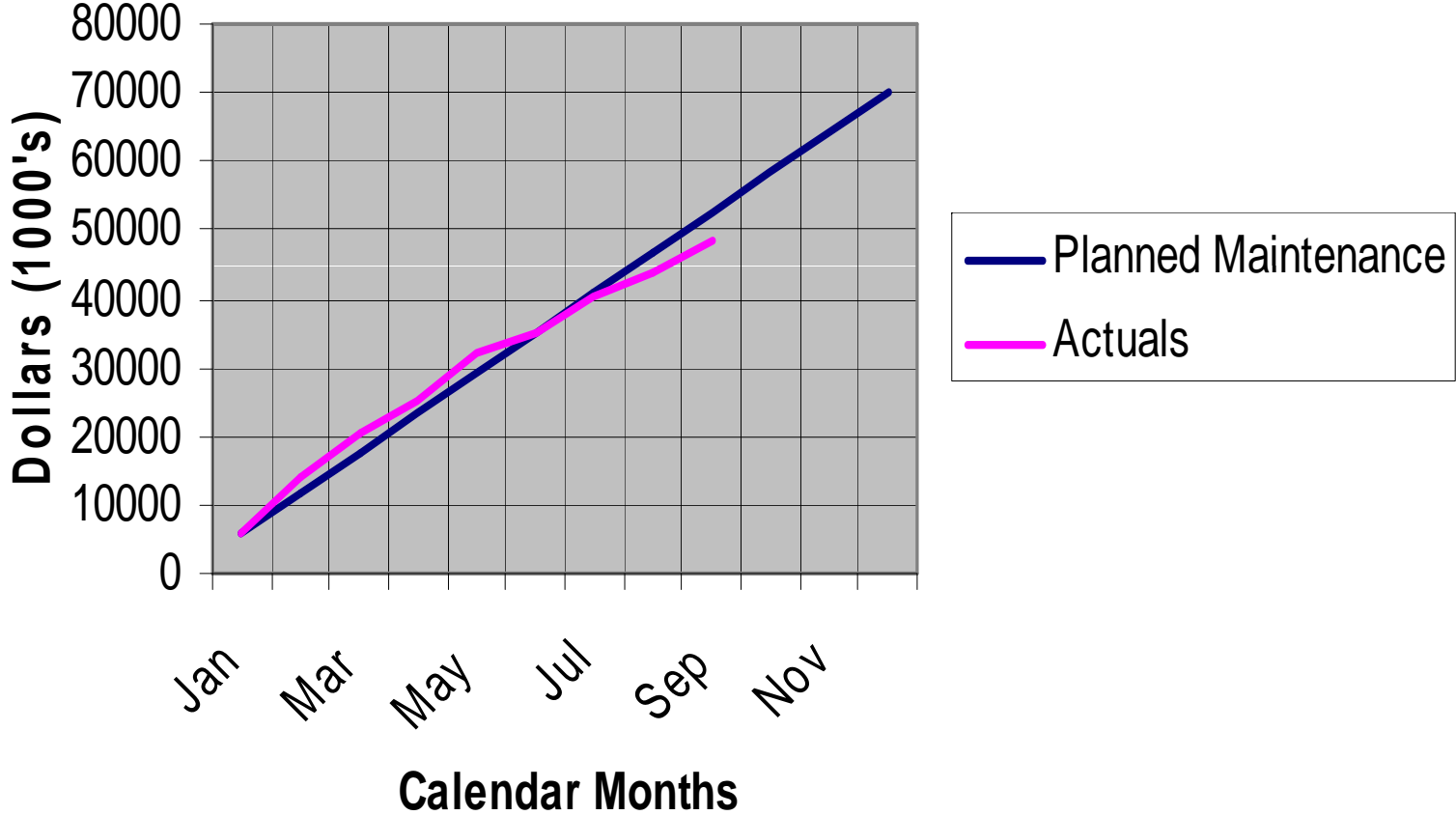
# 2009 LUMC Revenues vs Expenses



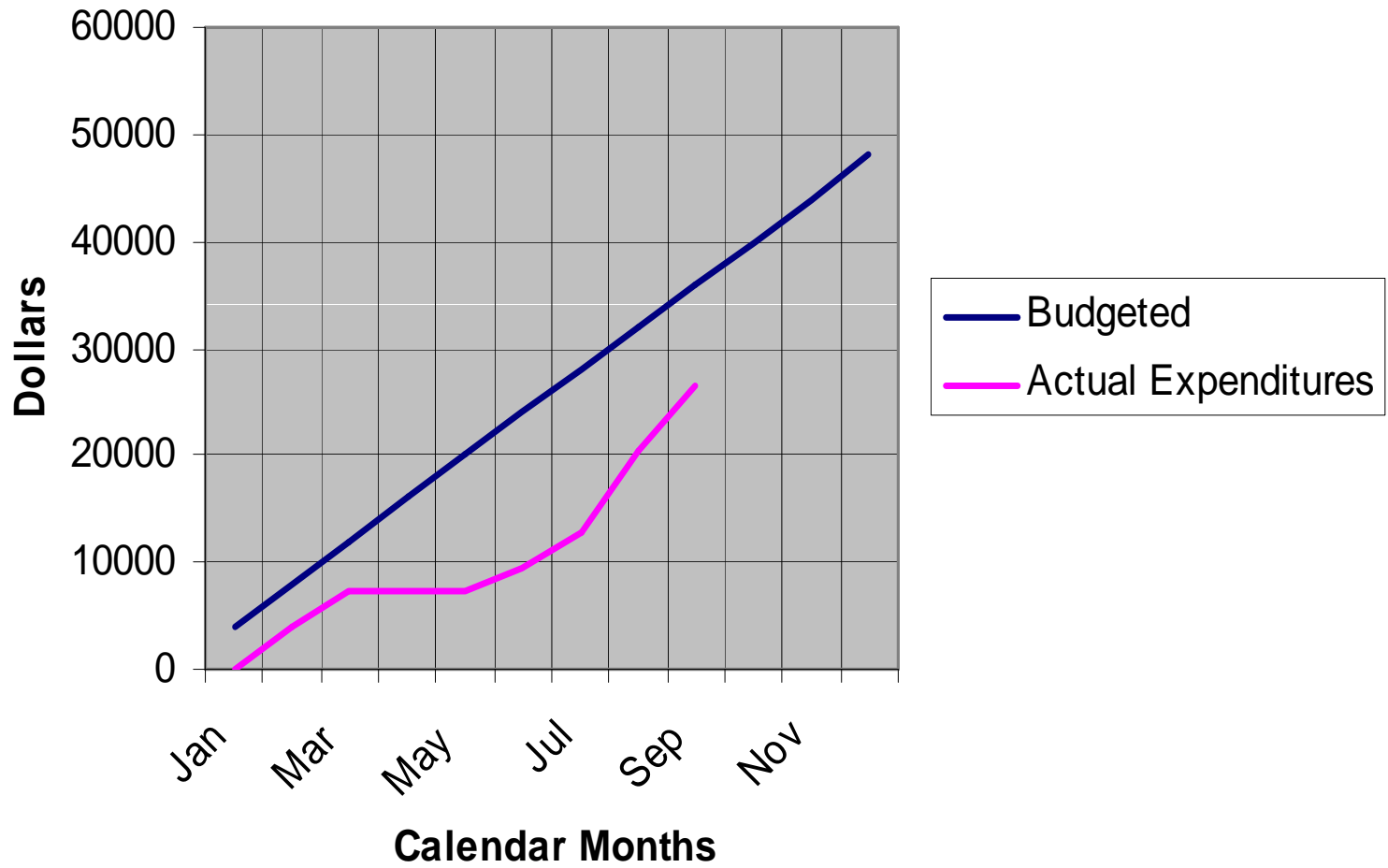
# Staff-Personnel Expenses



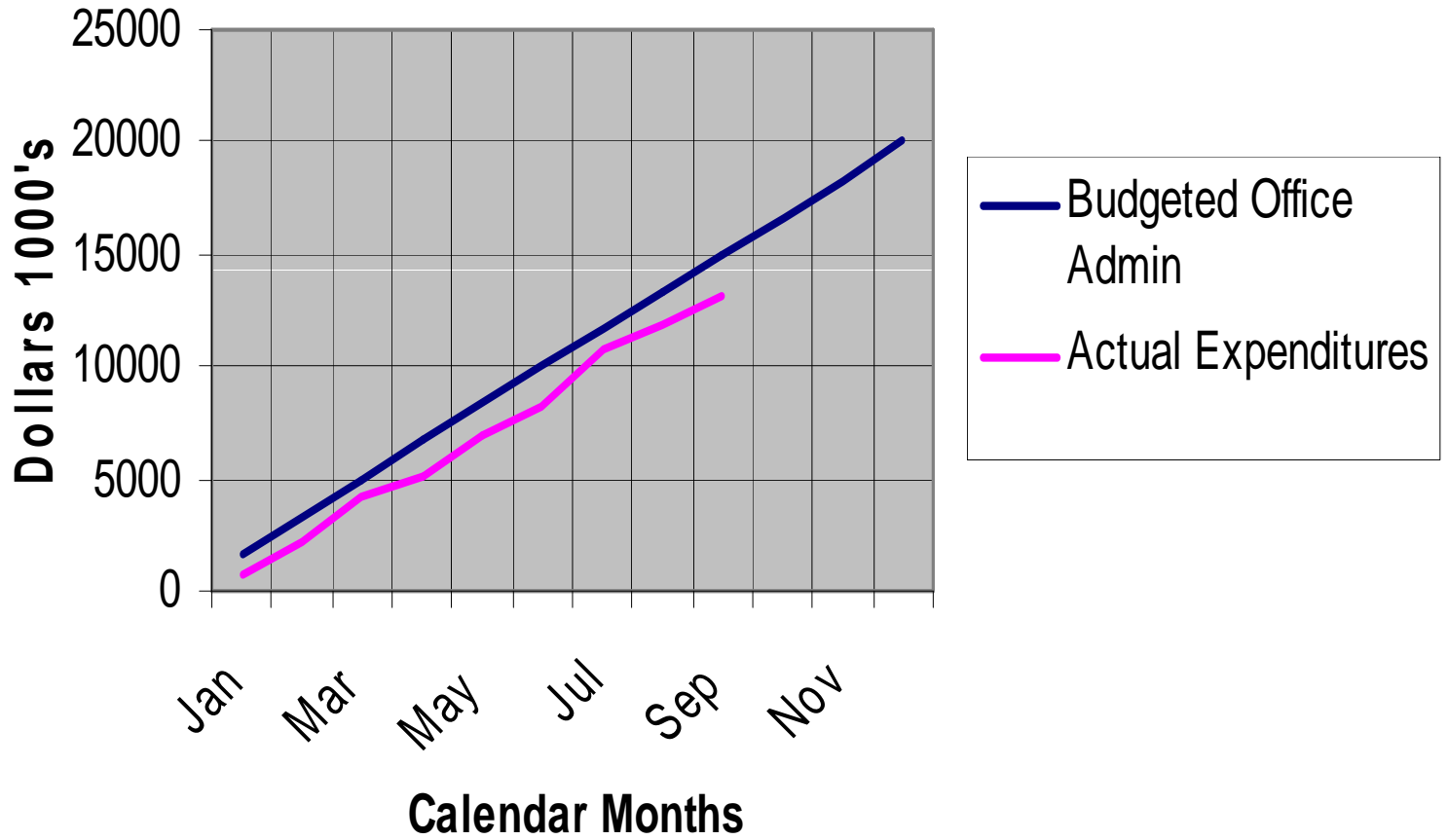
# Trustees/Maintenance



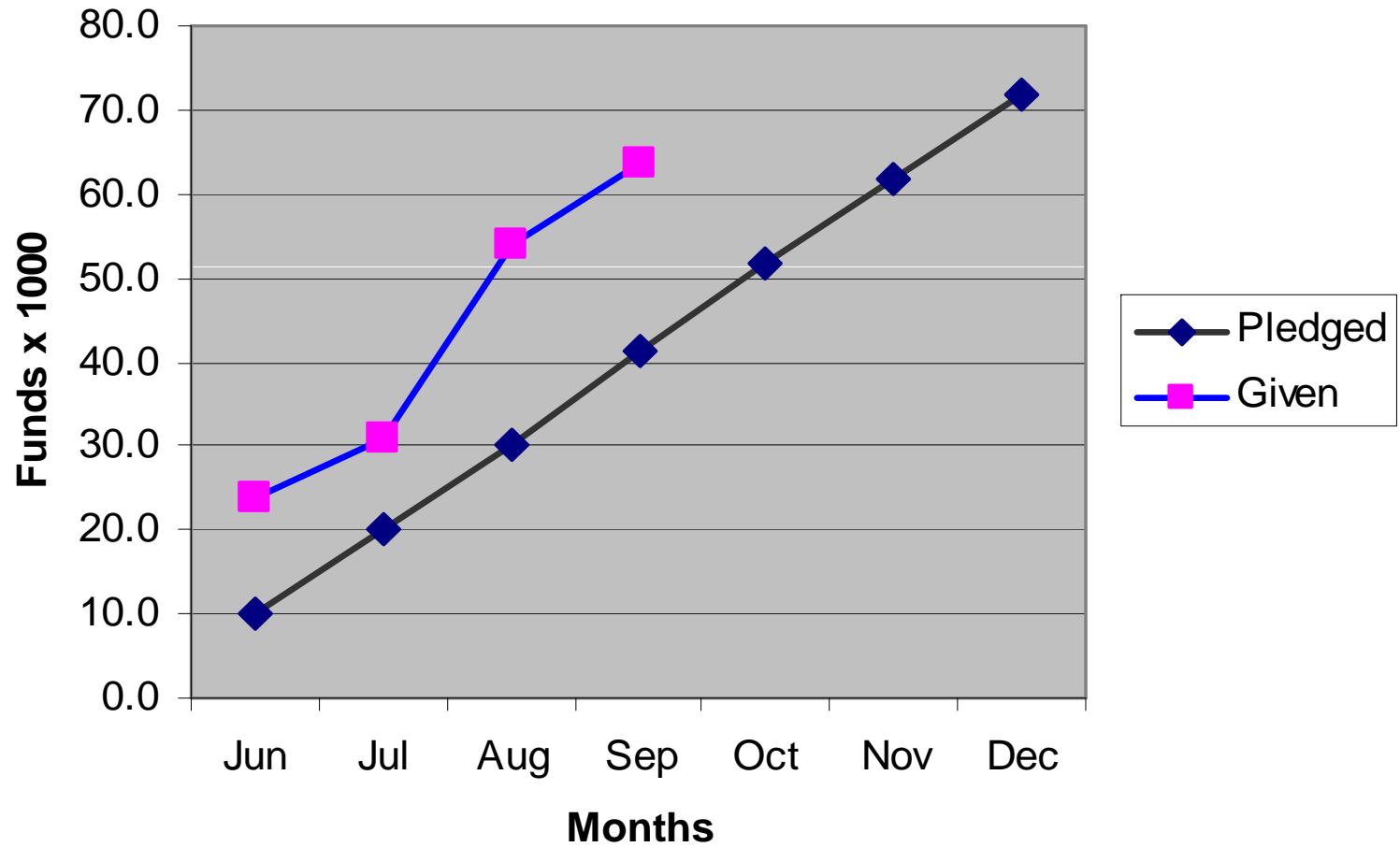
# Total Apportionments



## Office/Admin Expenses

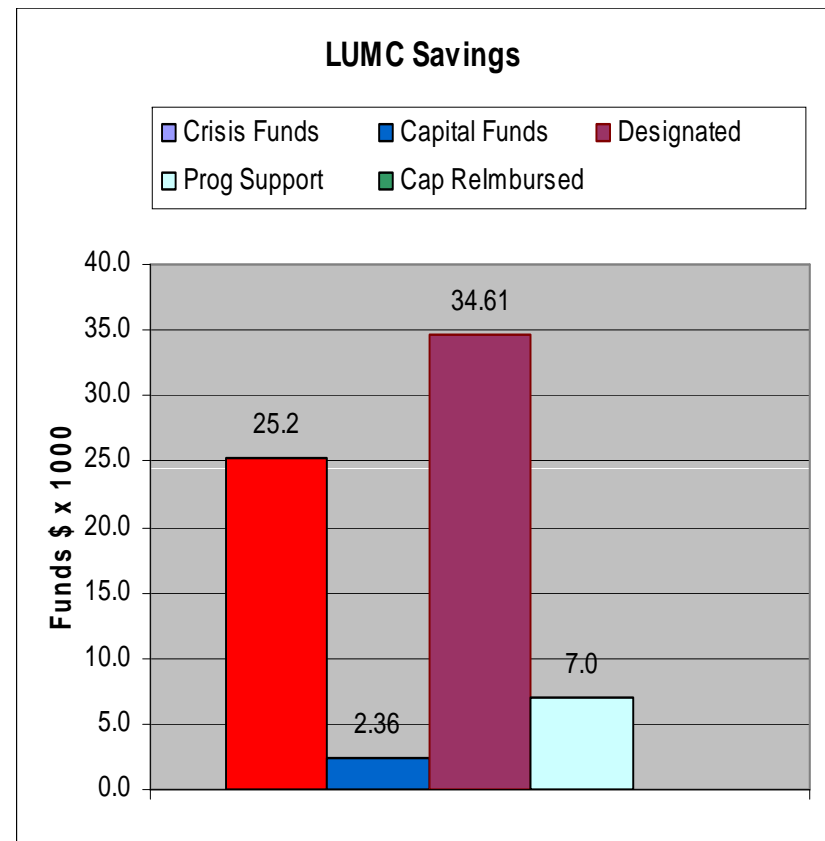


## Miracle Sunday Giving (2009 Portion)





End of August 2009					
LUMC Savings, Assets and Liabilities					
Available Funds Status					
Type	Crisis	Capital	Designated		(Undes)
		2.36	7.47	parson roof rep.	Program
			7.30	brothers keeper	Support
			4.72	mission vision	from 09
			1.57	resource ctr	
			0.06	Stev Ministry	7.0
			3.87	Memorials	
			1.21	Sp. Gifts	
			4.69	Undes Organ	
			3.73	3rd Svc Sound	
<b>Totals</b>	<b>25.2</b>	<b>2.36</b>	<b>34.61</b>		<b>7.0</b>
<b>Grand Total</b>				<b>69.17</b>	*excl EMT ~\$1.0



2008 Mkt Value			
Rental Property			
4158 Freeman Ave	129,000	Note 1	125 est SP
3526 Arlington Ave	109,000	Note 2	105 Est SP
Total	238,000		

## August Status

## Summary

- Stewardship and Giving.....96% Revenues vs.
- Expenses..... Good cost control
  - Staff, trustees and office admin
  - 30 K Reimbursement in Sept contributed to revenue
- Apportionments.....Improved
- Miracle Sunday Giving.....Above target so far

Continued cooperation and efforts required to control expenses and move Modernization/Ministries-Programs And Staffing forward